



● Pattern: 4 sheets ● Assembly Instructions: 1 sheets ● No. of parts: 12

■ Tools and materials: Scissors, glue, ruler, a used ball-point pen

■ Notation Key: ----- Mountain fold      ——— Scissors line

■ Assembly tip: Trace along the folds with a ruler and a used pen (no ink) to get a sharper, easier fold.

⚠ Caution: Glue, scissors and other tools may be dangerous to young children so be sure to keep them out of the reach of young children.

## Assembly Instructions

Cut along the scissor lines, fold along the fold lines, and you're done!




(January)




(July)




(February)




(August)



(March)




(September)



(April)



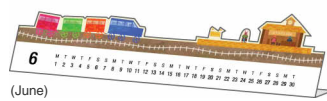
(October)




(May)



(November)

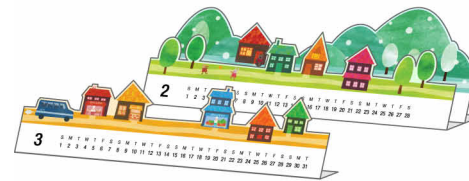


(June)



(December)

## Instructions For Use



Start with January, and watch as your town grows every month as you line up the pieces of the calendar.



You can also line them all up at once, and put the current month at the front.

Or, line them up randomly and change their formation. It's up to you!

**1**

T F S S M T W T F S S M T W T F S S M T W T F S  
 1 2 3 4 5 6 7 8 9 10 11 12 13 14 15 16 17 18 19 20 21 22 23 24 25 26 27 28 29 30 31

Canon  
**CREATIVE PARK**  
<http://www.canon.com/c-park/>  
 @erico

**2**

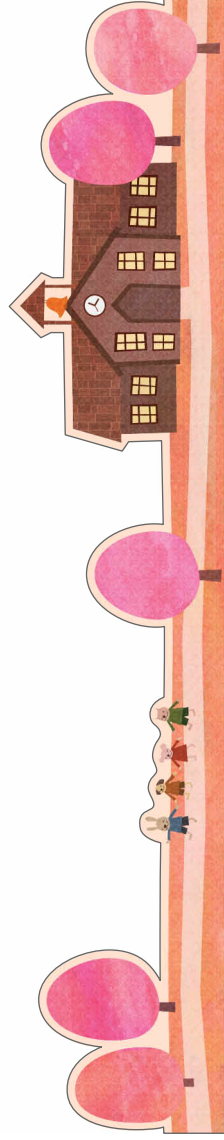
S M T W T F S S M T W T F S S M T W T F S  
 1 2 3 4 5 6 7 8 9 10 11 12 13 14 15 16 17 18 19 20 21 22 23 24 25 26 27 28

Canon  
**CREATIVE PARK**  
<http://www.canon.com/c-park/>  
 @erico

**3**


S M T W T F S S M T W T F S S M T W T F S S M T  
 1 2 3 4 5 6 7 8 9 10 11 12 13 14 15 16 17 18 19 20 21 22 23 24 25 26 27 28 29 30 31

Canon  
**CREATIVE PARK**  
<http://www.canon.com/c-park/>  
 @erico




**4**  
 W T F S S M T W T F S S M T W T F S S M T W T  
 1 2 3 4 5 6 7 8 9 10 11 12 13 14 15 16 17 18 19 20 21 22 23 24 25 26 27 28 29 30

Canon  
**CREATIVE PARK**  
<http://www.canon.com/c-park/>  
 @erico




**5**  
 F S S M T W T F S S M T W T F S S M T W T F S S  
 1 2 3 4 5 6 7 8 9 10 11 12 13 14 15 16 17 18 19 20 21 22 23 24 25 26 27 28 29 30 31

Canon  
**CREATIVE PARK**  
<http://www.canon.com/c-park/>  
 @erico




**6**  
 M T W T F S S M T W T F S S M T W T F S S M T  
 1 2 3 4 5 6 7 8 9 10 11 12 13 14 15 16 17 18 19 20 21 22 23 24 25 26 27 28 29 30

Canon  
**CREATIVE PARK**  
<http://www.canon.com/c-park/>  
 @erico




**7** W T F S S M T W T F S S M T W T F S S M T W T F  
1 2 3 4 5 6 7 8 9 10 11 12 13 14 15 16 17 18 19 20 21 22 23 24 25 26 27 28 29 30 31

Canon  
**CREATIVE PARK**  
<http://www.canon.com/c-park/>  
©erico



**8** S S M T W T F S S M T W T F S S M T W T F S S M  
1 2 3 4 5 6 7 8 9 10 11 12 13 14 15 16 17 18 19 20 21 22 23 24 25 26 27 28 29 30 31

Canon  
**CREATIVE PARK**  
<http://www.canon.com/c-park/>  
©erico



**9** T W T F S S M T W T F S S M T W T F S S M T W  
1 2 3 4 5 6 7 8 9 10 11 12 13 14 15 16 17 18 19 20 21 22 23 24 25 26 27 28 29 30

Canon  
**CREATIVE PARK**  
<http://www.canon.com/c-park/>  
©erico



**10**

T F S S M T W T F S S M T W T F S S M T W T F S

1 2 3 4 5 6 7 8 9 10 11 12 13 14 15 16 17 18 19 20 21 22 23 24 25 26 27 28 29 30 31

Canon  
**CREATIVE PARK**  
<http://www.canon.com/c-park/>  
© erico

**11**

S M T W T F S S M T W T F S S M T W T F S S M

1 2 3 4 5 6 7 8 9 10 11 12 13 14 15 16 17 18 19 20 21 22 23 24 25 26 27 28 29 30

Canon  
**CREATIVE PARK**  
<http://www.canon.com/c-park/>  
© erico

**12**

T W T F S S M T W T F S S M T W T F S S M T W T

1 2 3 4 5 6 7 8 9 10 11 12 13 14 15 16 17 18 19 20 21 22 23 24 25 26 27 28 29 30 31

Canon  
**CREATIVE PARK**  
<http://www.canon.com/c-park/>  
© erico